



## WHITECLIFF ROAD UPDATE REPORT 23 October 2020

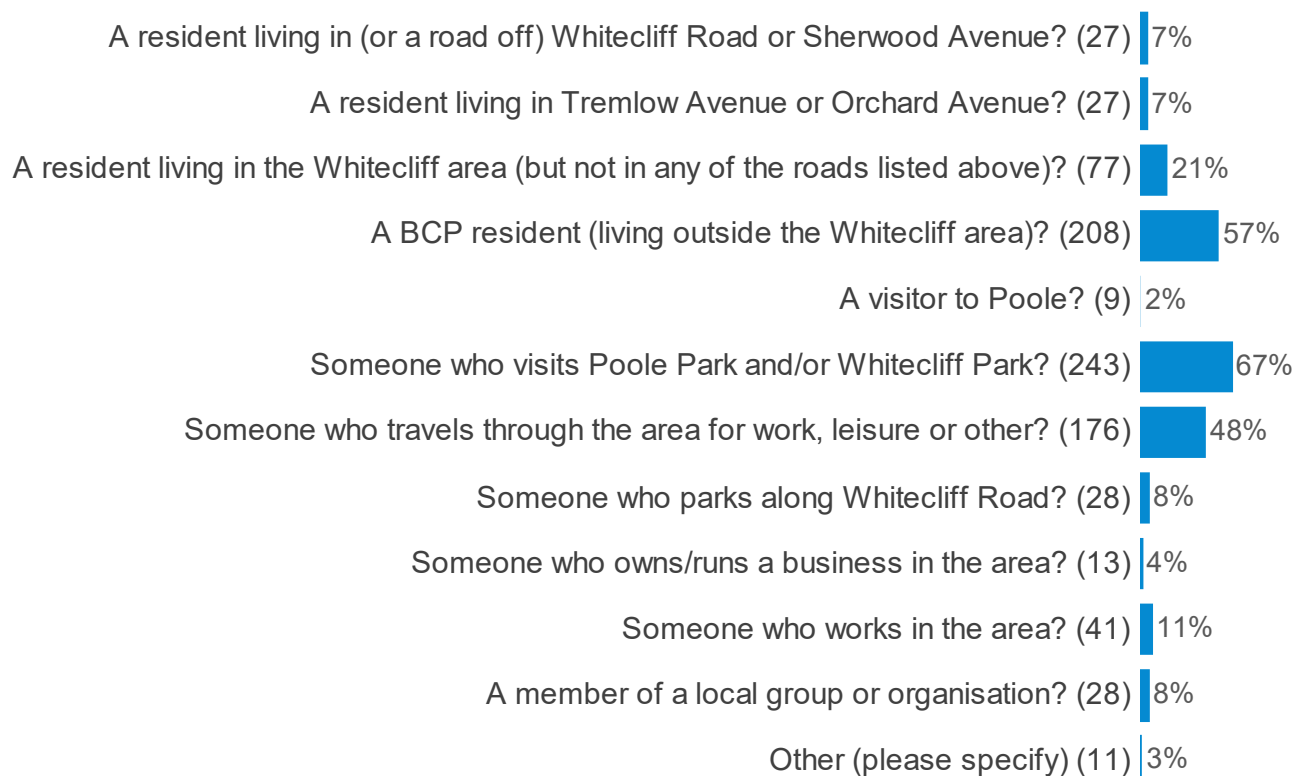
This Summary Report was generated on 23/10/20.

Overall 365 respondents completed this questionnaire.

This section summarises the results to the questions, broken down survey completion date (since 19 August)

### Respondent Type

**Are you responding as:** (Please select all that apply)



**Are you responding as: (Please select all that apply) by CaseDate2**

Break % Respondents	Total	19 Aug-	15 Sept-	9 Oct to
		14 Sept	8 Oct	date
<b>Base</b>	<b>298</b>	<b>114</b>	<b>37</b>	<b>147</b>
<b>Are you responding as: (Please select all that apply)</b>				
A resident living in (or a road off) Whitecliff Road or Sherwood Avenue? (21)	7%	11%	11%	3%
A resident living in Tremlow Avenue or Orchard Avenue? (17)	6%	8%	5%	4%
A resident living in the Whitecliff area (but not in any of the roads listed above)? (66)	22%	26%	16%	20%
A BCP resident (living outside the Whitecliff area)? (172)	58%	50%	54%	65%
A visitor to Poole? (7)	2%	4%	3%	1%
Someone who visits Poole Park and/or Whitecliff Park? (205)	69%	68%	70%	69%
Someone who travels through the area for work, leisure or other? (148)	50%	53%	46%	48%
Someone who parks along Whitecliff Road? (27)	9%	10%	14%	7%
Someone who owns/runs a business in the area? (11)	4%	6%	3%	2%
Someone who works in the area? (37)	12%	14%	8%	12%
A member of a local group or organisation? (22)	7%	7%	8%	7%
Other (please specify) (10)	3%	4%	8%	2%

## Views on the changes

### Whitecliff Road should be prioritised for walking and cycling at Keyhole Bridge. by CaseDate2

Break % Respondents	Total			
		19 Aug-14 Sept	15 Sept-8 Oct	9 Oct to date
Base	297	114	37	146
Whitecliff Road should be prioritised for walking and cycling at Keyhole Bridge.				
Strongly agree (187)	63%	39%	51%	85%
Agree (12)	4%	7%	3%	2%
Neither agree nor disagree (5)	2%	4%	3%	-
Disagree (11)	4%	4%	8%	2%
Strongly disagree (82)	28%	46%	35%	11%
Don't know (-)	-	-	-	-
N/A (-)	-	-	-	-

### The changes have reduced through traffic in the area. by CaseDate2

Break % Respondents	Total			
		19 Aug-14 Sept	15 Sept-8 Oct	9 Oct to date
Base	293	110	37	146
The changes have reduced through traffic in the area.				
Strongly agree (156)	53%	30%	38%	75%
Agree (37)	13%	15%	14%	10%
Neither agree nor disagree (21)	7%	11%	5%	5%
Disagree (16)	5%	7%	11%	3%
Strongly disagree (34)	12%	20%	14%	5%
Don't know (22)	8%	12%	16%	2%
N/A (7)	2%	5%	3%	1%

**The changes make it safer for me to cycle in/through this area. by CaseDate2**

Break % Respondents	Total	19 Aug-	15 Sept-	9 Oct to
		14 Sept	8 Oct	date
<b>Base</b>	<b>292</b>	<b>112</b>	<b>37</b>	<b>143</b>
<b>The changes make it safer for me to cycle in/through this area.</b>				
Strongly agree (166)	57%	32%	46%	79%
Agree (20)	7%	8%	8%	6%
Neither agree nor disagree (21)	7%	9%	8%	6%
Disagree (21)	7%	13%	5%	3%
Strongly disagree (39)	13%	23%	22%	3%
Don't know (3)	1%	2%	-	1%
N/A (22)	8%	13%	11%	3%

**The changes will/do make it safer for me to walk in/through this area. by CaseDate2**

Break % Respondents	Total	19 Aug-	15 Sept-	9 Oct to
		14 Sept	8 Oct	date
<b>Base</b>	<b>294</b>	<b>111</b>	<b>37</b>	<b>146</b>
<b>The changes will/do make it safer for me to walk in/through this area.</b>				
Strongly agree (179)	61%	38%	49%	82%
Agree (21)	7%	8%	5%	7%
Neither agree nor disagree (14)	5%	10%	5%	1%
Disagree (23)	8%	13%	5%	5%
Strongly disagree (54)	18%	31%	32%	5%
Don't know (-)	-	-	-	-
N/A (3)	1%	1%	3%	1%

### car or motorcycle by CaseDate2

Break % Respondents	Total			
		19 Aug-14 Sept	15 Sept-8 Oct	9 Oct to date
Base	283	110	36	137
<b>car or motorcycle</b>				
More likely (25)	9%	13%	6%	7%
No change (101)	36%	52%	58%	17%
Less likely (145)	51%	31%	36%	72%
Don't know (2)	1%	2%	-	-
N/A (10)	4%	3%	-	5%

### public transport by CaseDate2

Break % Respondents	Total			
		19 Aug-14 Sept	15 Sept-8 Oct	9 Oct to date
Base	269	100	36	133
<b>public transport</b>				
More likely (9)	3%	4%	-	4%
No change (147)	55%	49%	72%	54%
Less likely (50)	19%	20%	19%	17%
Don't know (4)	1%	1%	-	2%
N/A (59)	22%	26%	8%	23%

### cycle by CaseDate2

Break % Respondents	Total			
		19 Aug-14 Sept	15 Sept-8 Oct	9 Oct to date
Base	287	108	37	142
<b>cycle</b>				
More likely (175)	61%	39%	43%	82%
No change (74)	26%	39%	43%	11%
Less likely (20)	7%	12%	5%	4%
Don't know (1)	0%	1%	-	-
N/A (17)	6%	9%	8%	3%

### walk by CaseDate2

Break % Respondents	Total			
		19 Aug-14 Sept	15 Sept-8 Oct	9 Oct to date
Base	286	109	36	141
<b>walk</b>				
More likely (172)	60%	39%	47%	80%
No change (86)	30%	46%	42%	15%
Less likely (24)	8%	12%	11%	5%
Don't know (1)	0%	1%	-	-
N/A (3)	1%	3%	-	-

## Impact of the changes

How much of an impact, if at all, do the changes have on ... by CaseDate2

Break % Respondents	Total	19 Aug-	15 Sept-	9 Oct to
		14 Sept	8 Oct	date
<b>Base</b>	<b>297</b>	<b>113</b>	<b>37</b>	<b>147</b>
How much of an impact, if at all, do the changes have on ...				
<b>Positive impact (192)</b>	<b>65%</b>	<b>43%</b>	<b>51%</b>	<b>84%</b>
<b>Mixed positive and negative impact (11)</b>	<b>4%</b>	<b>4%</b>	<b>5%</b>	<b>3%</b>
<b>Negative impact (87)</b>	<b>29%</b>	<b>50%</b>	<b>38%</b>	<b>12%</b>
<b>No impact (6)</b>	<b>2%</b>	<b>3%</b>	<b>5%</b>	<b>1%</b>
<b>Don't know (-)</b>	<b>-</b>	<b>-</b>	<b>-</b>	<b>-</b>
<b>Does not apply (1)</b>	<b>0%</b>	<b>-</b>	<b>-</b>	<b>1%</b>

## About You

Do you own, or have use of, a car/van? (Please select one option only)



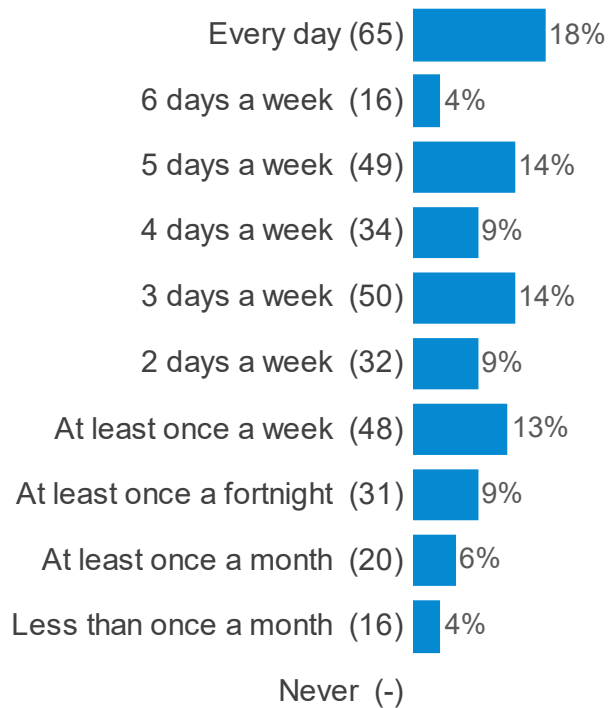
Why do you travel to/through this area?

(Please select all that apply)



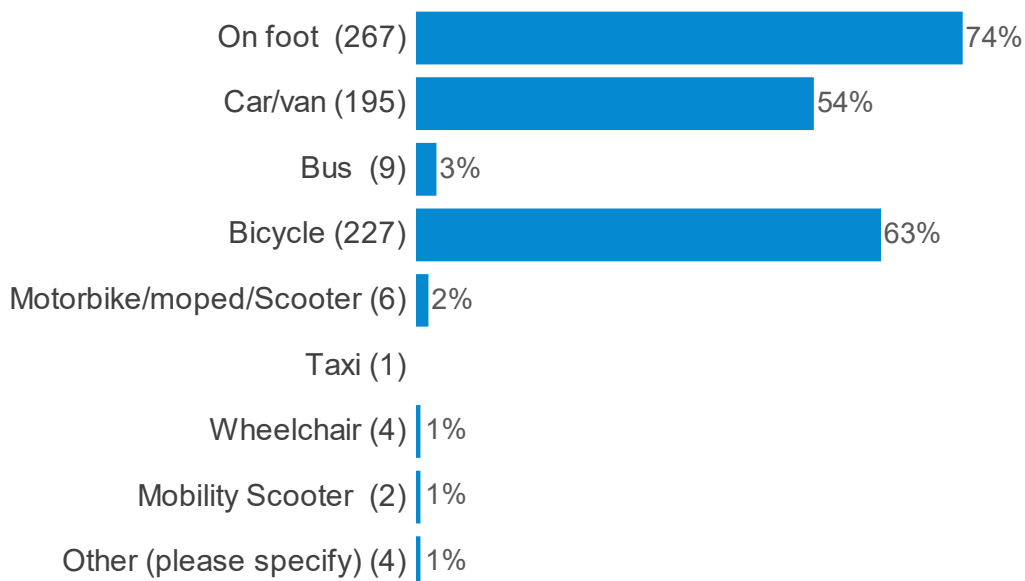
On average, how often do you travel to, or through, this area?

(Please select one option only)



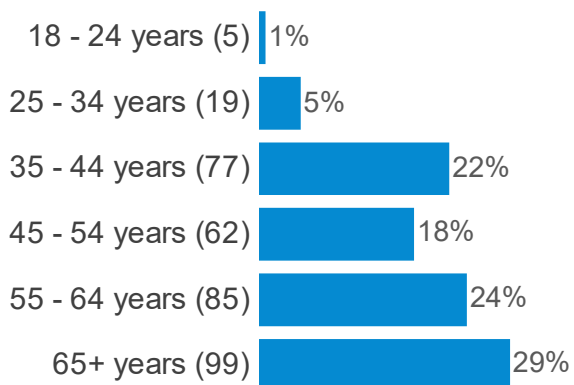
### How do you travel through this area?

(Please select all that apply)



### Are you aged:

(Please select one option) (**Are you aged:** )



### Are you:

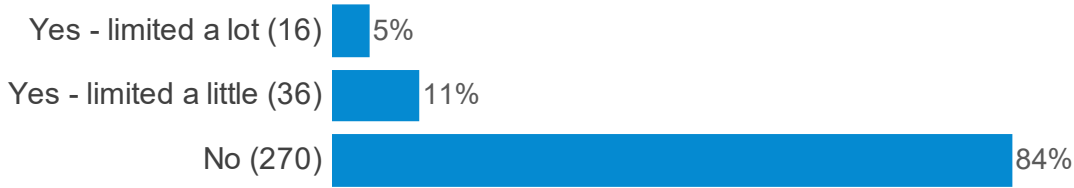
(Please select one option) (**Gender**)



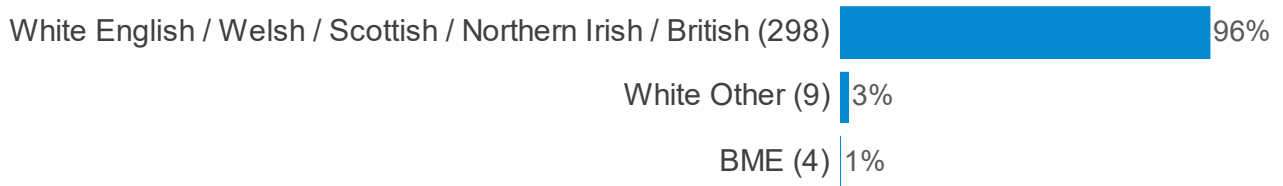


**Are your day-to-day activities limited because of a health problem or disability which has lasted, or is expected to last, at least 12 months?**

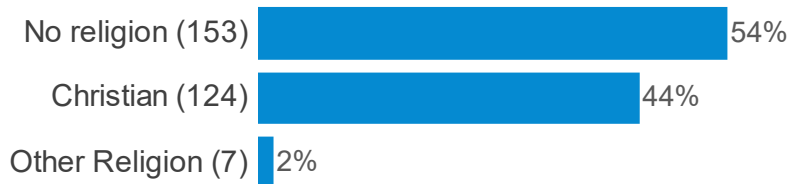
(Please select one option) **(Disability)**



**What is your ethnic group? (Please select one option) **(Ethnicity)****



**What is your religion or belief? (Please select one option) **(Religion)****



**Do you identify as trans?**

(Please select one option) **(Trans)**



## What is your sexual orientation?

(Please select one option). **(Sexual orientation)**

