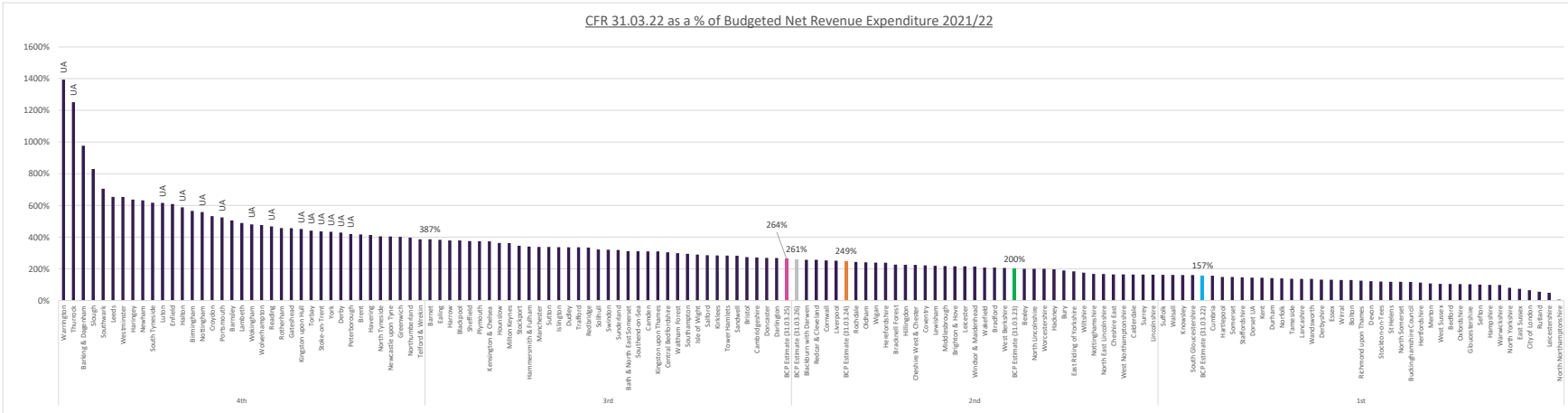
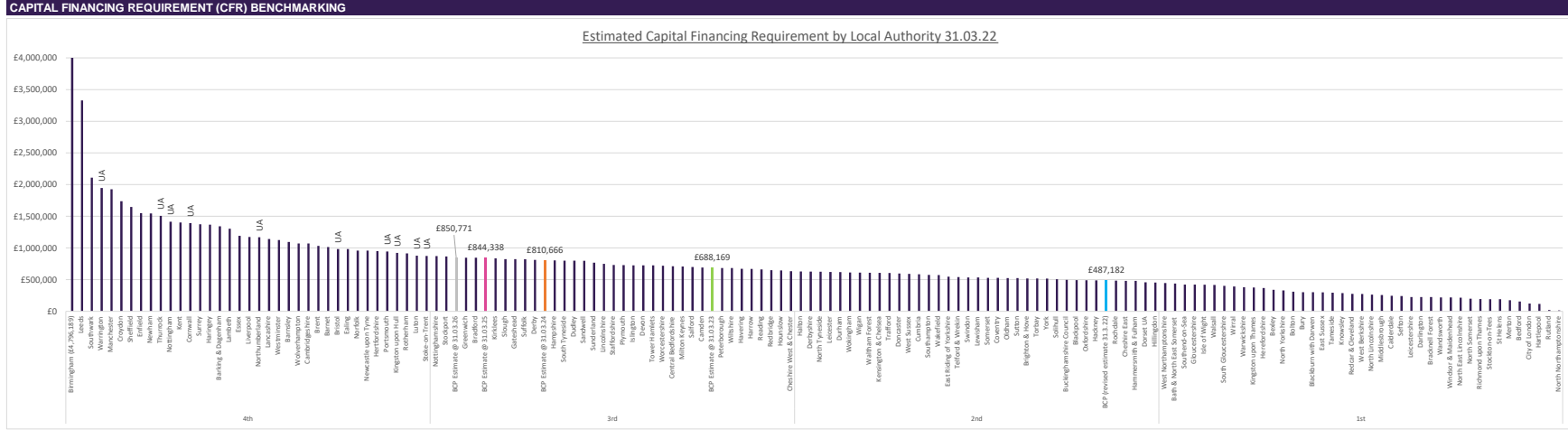
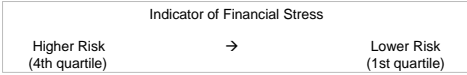


APPENDIX D: Benchmarking - Capital Financing Requirement (Debt)

COMPARISON GROUP: ALL UPPER TIER AUTHORITIES (INC. LONDON BOROUGHS)

Source data: CER C 2021-22: Prudential system information by authority & category, England, 2021-22
Local Authority Revenue Account (RA) (Budget) Return 2021-22



CFR HEADROOM

	31/03/2022	31/03/2023	31/03/2024	31/03/2025	31/03/2026
Estimated CFR	£487,182	£688,169	£810,666	£844,338	£850,771
Headroom (@ £855m)	£367,818	£166,831	£44,334	£10,662	£4,229
Headroom (@ £1.133bn)	£846,764	£645,777	£523,280	£489,608	£483,175

387% net revenue expenditure, based on 2022/23 budget **£1,333,946**